



Corrugate Shuttle Style Glue Trayformer

Features

- Heavy Duty Construction
- Allen Bradley Compact Logix PLC
- Easy Load Magazine
- Operator Color Touch Screen
- Interlocked Barrier Guarding
- Nordson Hot Melt System for Glue
- Adaptability
- Elevated Frame for Sanitation/
Takeaway Conveyor
- Up to 23 Cartons/Trays per
minute
- Plunge Style Forming Head
- Tooling Designed Specific to Tray
- Large Tray Size Range



www.switchbackgroup.com

BGFX-12 Trayformer

Specifications

Carton/Tray Size Range

Flat Carton/tray blanks
 up to 31" x 31"

Packaging Materials

Corrugated

Package Type

Glue Style Carton/Tray

Main Voltage

240VAC-3 Phase – 60 Hz
 480VAC-3 Phase – 60 Hz (Optional)

Control Voltage

24VDC

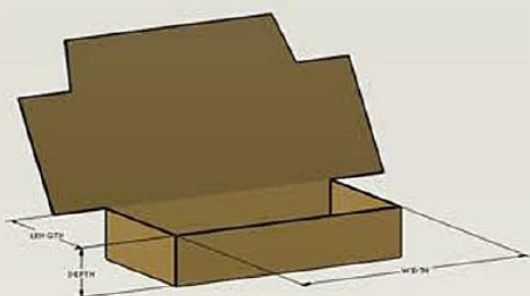
Speed Range

Up to 15 Cartons/Trays per minute

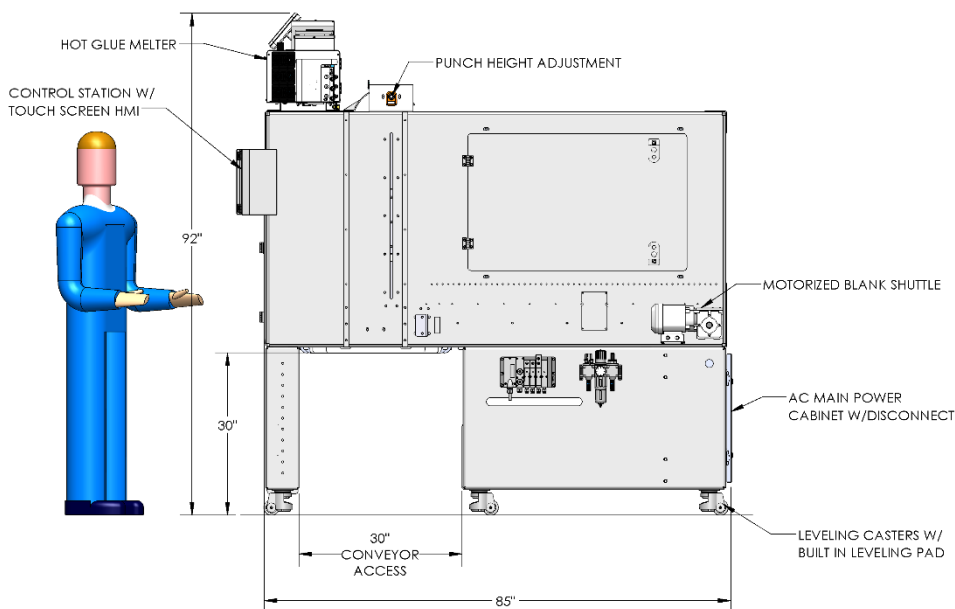
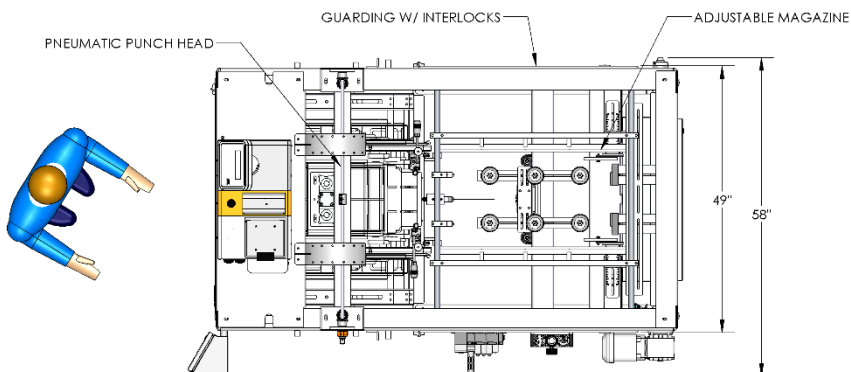
Air Consumption

15 CFM @ 80 PSI

Tray Style



BGFX-12



The BGFX-12 is designed to be a budget minded, adaptive trayformer. With a wide range of tray/carton ability, the BGFX-12 is a good fit for many corrugate forming applications.

The Nordson Hot Melt system and shuttle motion allow for versatile and efficient gluing.